


APRIL IS CHILD ABUSE PREVENTION MONTH



2023 TOOLKIT



OFFICE OF CHILD AND YOUTH PROTECTION
www.docyp.org



APRIL IS CHILD ABUSE PREVENTION MONTH



Table of Contents

Let's make Blue Pinwheels!	Pg. 3
Let's make Blue Pinwheel Gardens!	Pg. 4
Let's make Blue Pinwheel Walls!	Pg. 5
Let's make Cardboard-Kids!	Pg. 6
Cardboard-Kid Template	Pg. 7
Let's wear Blue on Fridays!	Pg. 8
April - Child Abuse Prevention Month Printable Poster	Pg. 9
More Ideas and Resources	Pg. 10



APRIL IS CHILD ABUSE PREVENTION MONTH






In recognition of April as Child Abuse Prevention Month, the Office of Child and Youth Protection has created this 2023 Toolkit. This useful toolkit will help parishes and schools plan and prepare for Child Abuse Prevention Month. We hope that the resources found in this toolkit help our diocesan parishes and schools, as well as our families, bring awareness to child abuse prevention.

In this month of April, let us renew our personal and diocesan commitment to protect children, youth, and vulnerable adults from all matters related to abuse. April is National Child Abuse Prevention Month, but every month is child abuse prevention month in the Diocese of San Bernardino!

Please contact the Office of Child and Youth Protection for more information and resources at **(909) 475-5125** or at **childandyouthprotection@sbdiocese.org**

Visit our website at **www.docyp.org**.



LET'S MAKE BLUE PINWHEELS!



In 2008, Prevent Child Abuse America® introduced the **blue pinwheel** as the national symbol for child abuse prevention.

Because by its very nature, the pinwheel connotes playfulness, joy, and childhood, it has come to serve as a physical reminder of the great childhoods we want for all children.

ACTIVITY

Help create awareness by teaching your kids or students how to make blue pinwheels. Remind children that God created them to be happy, healthy, and safe.

- Click on or copy the link below for instructions on how to make pinwheels.

<https://onelittleproject.com/how-to-make-a-pinwheel/>

- You may also order blue pinwheels online at the following websites:

https://www.amazon.com/s?k=blue+pinwheels&ref=nb_sb_noss

<https://www.positivepromotions.com/no-excuse-for-child-abuse-mylar-pinwheel-pack-of-25/p/g-71e/>



LET'S MAKE BLUE PINWHEEL GARDENS!



The Office of Child and Youth Protection in the Diocese of San Bernardino encourages parishes and schools to create Blue Pinwheel Gardens to:

- Remind children that God created them to be happy, healthy, and safe.
- Teach children that if anyone makes them feel scared, uncomfortable, or confused, they have the right to Say No, Get Away or Tell A Trusted Adult, and It Is Never Their Fault!
- Start a conversation with students, parents, and staff on child abuse prevention.

ACTIVITY

Invite the children to place a pinwheel in their parish/school garden or yard at home.



LET'S MAKE BLUE PINWHEEL WALLS!



The Office of Child and Youth Protection in the Diocese of San Bernardino encourages parishes and schools to create "Blue Pinwheel Walls".

ACTIVITY

Invite the children to create a "Blue Pinwheel Wall" in their classroom or home.

- Make or print-out an abuse prevention poster and surround it with blue pinwheels. See the printable poster on the next page.




LET'S MAKE CARDBOARD KIDS!




Help create **self-awareness and self-appreciation** by having students and children making a "cardboard-kid" of themselves.

ACTIVITY

1. Cut out cardboard in the shape of a child. You may use the template on the next page.
2. Have the children dress up and decorate their Cardboard-Kid any way they choose.
3. Place the Cardboard-Kids in the class rooms and throughout the school/parish/home.





LET'S WEAR BLUE ON FRIDAYS!



Help **create awareness** at your parish or school by inviting students and staff to wear blue on Fridays during the month of April (or any other day of the week).



APRIL

CHILD ABUSE PREVENTION MONTH

PRINTABLE POSTER



Promote awareness by placing April Child Abuse Prevention Month posters throughout your parish or school grounds: classrooms, halls, and church areas.



Click on the image to access the English and Spanish printable PDF posters

MORE IDEAS AND RESOURCES FOR APRIL

CHILD ABUSE PREVENTION MONTH



- **Have students and staff wear blue ribbons throughout the month of April.** Wearing the **blue ribbon** is a visual way for individuals to demonstrate that they are taking a stand against child abuse and encouraging others to do the same.
- **Invite a speaker** to talk about child abuse prevention and reporting.
- **Offer or review safe environment training** for students and children.
- **Offer parents resources** on child abuse prevention (see the resource list below).
- **Have a special mass** for child abuse prevention and victims at your parish.

Links to Online Resources

Child Abuse Prevention Month Resources

<https://www.hopecollaborative.org/child-abuse-prevention-month>

<https://www.nationalcac.org/social-media-toolkit-child-abuse-prevention-month/>

USCCB Abuse Prevention Resources

<https://www.usccb.org/committees/communications/abuse-prevention-resources>

Abuse Prevention

<https://www.childhelp.org>

<https://www.thorn.org>

<https://www.cfchildren.org/resources/child-abuse-prevention/>

Online Safety

<https://www.missingkids.org/netsmartz/home>

<https://www.common sense media.org/>

<https://vpnvanguard.com/the-ultimate-parental-guide-to-protecting-your-child-on-the-internet/>

Keeping Children Safe

<https://www.justice.gov/coronavirus/keeping-children-safe-online#:~:text=Supervise%20young%20children's%20use%20of,downloaded%20or%20used%20by%20children.>

Protective Factors Tips Sheets

<https://www.childwelfare.gov/topics/preventing/promoting/protectfactors/protective-factors-toolkit/tipsheets/>